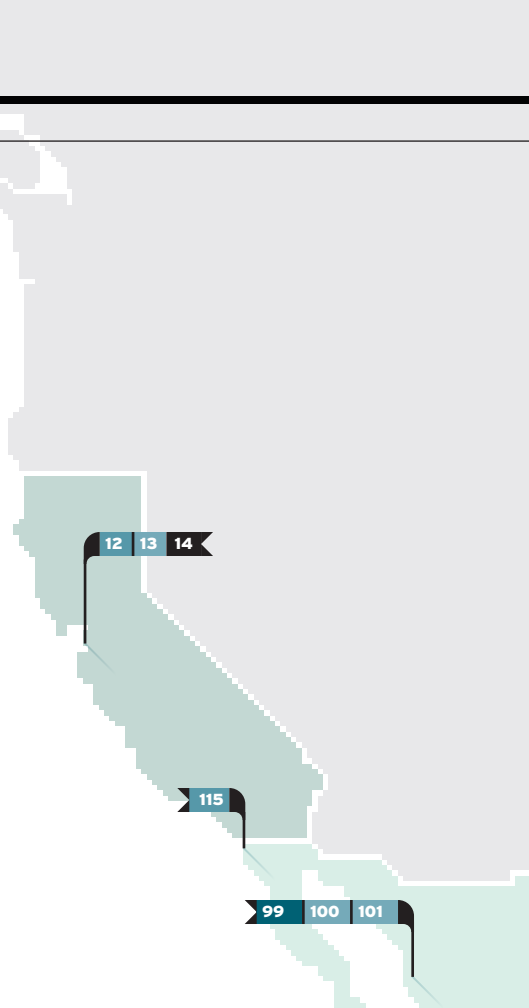


Domestic Bliss

> A LOOK AT WHAT'S "MADE IN AMERICA."

by TONY QUIROGA

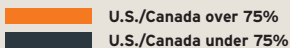
Contrary to popular belief, America still builds cars—a lot of them. Nearly 8 million cars and trucks came out of U.S. plants last year. Step back and look at the entire North American continent, and production adds up to more than 12 million units. But even if a vehicle is made by an American company by American workers, it's not necessarily an American car, at least according to our government. By Uncle Sam's reckoning, if 75 percent (by value) or more of a car's parts come from the U.S. or Canada, it's considered a domestic product; less than that, and it's not. The maps here tell you not only where your North American-made car is built, but just how American it really is.



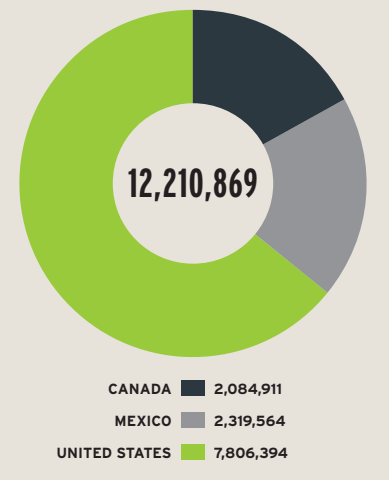
Annual Production



Part Content



2010 North American Automobile Production

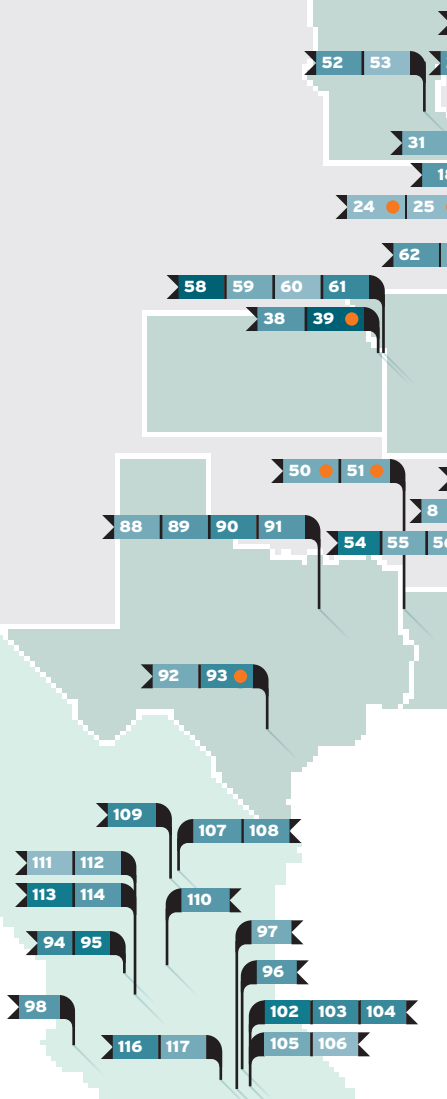


2010 PRODUCTION	
2011 U.S./CANADA PART CONTENT	
VEHICLE	
ALABAMA	
LINCOLN	
1	HONDA ACCORD 80% 10,992
2	HONDA ODYSSEY 75% 119,580
3	HONDA PILOT 70% 121,330
4	HONDA RIDGELINE 70% 20,180
MONTGOMERY	
5	HYUNDAI ELANTRA 1% 75,000+
6	HYUNDAI SONATA 40% 218,607
7	HYUNDAI SANTA FE N/A 62,113
VANCE	
8	MERCEDES-BENZ GL-CLASS 1% 49,045
9	MERCEDES-BENZ M-CLASS 40% 82,278
10	MERCEDES-BENZ R-CLASS N/A 7378
11	2014 MERCEDES-BENZ C-CLASS N/A N/A
CALIFORNIA	
FREMONT (CLOSED APRIL 1, 2010; SOLD TO TESLA)	
12	2010 TOYOTA COROLLA 35% 63,318
13	2010 TOYOTA TACOMA 50% 27,495
FREMONT	
14	2013 TESLA MODEL S N/A N/A
DELAWARE	
WILMINGTON	
15	2014 FISHER NINA N/A 75,000*

GEORGIA	
WEST POINT	
16	HYUNDAI SANTA FE 40% 80,000+
17	KIA SORENTO 40% 130,167
ILLINOIS	
BELVIDERE	
18	DODGE CALIBER 73% 67,586
19	JEEP COMPASS 75% 34,412
20	JEEP PATRIOT 75% 66,427
CHICAGO	
21	FORD TAURUS 65% 83,053
22	FORD EXPLORER 85% 120,000+
23	LINCOLN MKS 55% 16,085
NORMAL	
24	MITSUBISHI ECLIPSE 80% 4462
25	MITSUBISHI ECLIPSE SPYDER 75% 1962
26	MITSUBISHI GALANT 70% 16,545
27	MITSUBISHI ENDEAVOR 70% 6406
INDIANA	
FORT WAYNE	
28	CHEVROLET SILVERADO 61% 214,842
29	GMC SIERRA 61% 89,837
GREENSBURG	
30	HONDA CIVIC 70% 95,116

LAFAYETTE	
31	SUBARU LEGACY N/A 43,791
32	SUBARU OUTBACK N/A 108,686
33	SUBARU TRIBECA 40% 5543
34	TOYOTA CAMRY 80% 87,731
PRINCETON	
35	TOYOTA HIGHLANDER 70% 86,527
36	TOYOTA SEQUOIA 80% 24,685
37	TOYOTA SIENNA 75% 132,780
KANSAS	
KANSAS CITY	
38	BUICK LACROSSE 57% 73,480
39	CHEVROLET MALIBU 75% 235,956
KENTUCKY	
BOWLING GREEN	
40	CHEVROLET CORVETTE 75% 15,791
GEORGETOWN	
41	TOYOTA AVALON 80% 40,155
42	TOYOTA CAMRY 80% 253,098
43	TOYOTA CAMRY HYBRID 40% 17,151
44	TOYOTA VENZA 75% 61,290
LOUISVILLE	
45	FORD EXPEDITION 50% 51,295
46	2010 FORD EXPLORER 90% 85,407
47	FORD F-SERIES SUPER DUTY 60% 200,384
48	LINCOLN NAVIGATOR 50% 9636
49	2010 MERCURY MOUNTAINEER 85% 4564
LOUISIANA	
SHREVEPORT	
50	CHEVROLET COLORADO 75% 34,509
51	GMC CANYON 75% 12,436
MICHIGAN >> SEE PAGE 22	
MINNESOTA	
MINNEAPOLIS	
52	FORD RANGER 65% 70,666
53	MAZDA B-SERIES 65% 2395

- FOR MICHIGAN AND ONTARIO, CANADA, SEE PAGE 22



LORDSTOWN			
68	CHEVROLET COBALT	N/A	91,796
69	CHEVROLET CRUZE	45%	180,000†
MARYSVILLE			
70	ACURA RDX	70%	20,550
71	ACURA TL	75%	35,294
72	HONDA ACCORD	80%	284,717
TOLEDO			
73	DODGE NITRO	80%	27,562
74	JEEP LIBERTY	78%	64,411
75	JEEP WRANGLER/UNLIMITED	79%	144,685
SOUTH CAROLINA			
LADSON			
76	MERCEDES-BENZ SPRINTER	N/A	7276
SPARTANBURG			
77	BMW X3	5%	15,081
78	BMW X5	30%	96,131
79	BMW X6	25%	42,616
TENNESSEE			
CHATTANOOGA (OPENS LATE 2011)			
80	VOLKSWAGEN PASSAT	N/A	150,000*
SMYRNA			
81	NISSAN ALTIMA	60%	79,345
82	NISSAN ALTIMA COUPE	60%	24,530
83	NISSAN FRONTIER	50%	48,658
84	NISSAN MAXIMA	55%	71,776
85	NISSAN XTERRA	50%	27,180
86	NISSAN PATHFINDER	50%	29,785
87	SUZUKI EQUATOR	50%	1979
TEXAS			
ARLINGTON			
88	CADILLAC ESCALADE/ESCALADE ESV	65%	35,446
89	CHEVROLET SUBURBAN	65%	58,889
90	CHEVROLET TAHOE	N/A	101,499
91	GMC YUKON/YUKON XL	65%	86,195
SAN ANTONIO			
92	TOYOTA TACOMA	N/A	42,139
93	TOYOTA TUNDRA	80%	107,959

MEXICO			
AGUASCALIENTES			
94	NISSAN SENTRA	19%	146,753
95	NISSAN VERSA	13%	165,091
CUAUTITLAN IZCALLI			
96	FORD FIESTA	10%	77,358
CUERNAVACA			
97	NISSAN VERSA	13%	28,095
EL SALTO, JALISCO			
98	HONDA CR-V	60%	55,001
HERMOSILLO			
99	FORD FUSION	20%	267,533
100	MERCURY MILAN	25%	21,155
101	LINCOLN MKZ	20%	24,342
PUEBLA			
102	VOLKSWAGEN JETTA VI	9%	180,000†
103	2010 VOLKSWAGEN JETTA V	8%	119,023
104	VOLKSWAGEN JETTA SPORTWAGEN	7%	116,532
105	VOLKSWAGEN NEW BEETLE	11%	31,553
106	VOLKSWAGEN NEW BEETLE CABRIOLET	8%	8640
RAMOS ARIZPE			
107	CADILLAC SRX	21%	76,589
108	CHEVROLET HHR	37%	72,892
SALTILLO			
109	DODGE RAM 1500/2500/3500/4500/5500	70%	117,773
SAN LUIS POTOSI			
110	CHEVROLET AVEO	2%	55,141
SILAO			
111	CADILLAC ESCALADE EXT	65%	2649
112	CHEVROLET AVALANCHE	65%	26,956
113	CHEVROLET SILVERADO	61%	162,141
114	GMC SIERRA	61%	80,594
TIJUANA			
115	TOYOTA TACOMA	N/A	53,829
TOLUCA			
116	DODGE JOURNEY	38%	128,203
117	FIAT 500	11%	25,000†

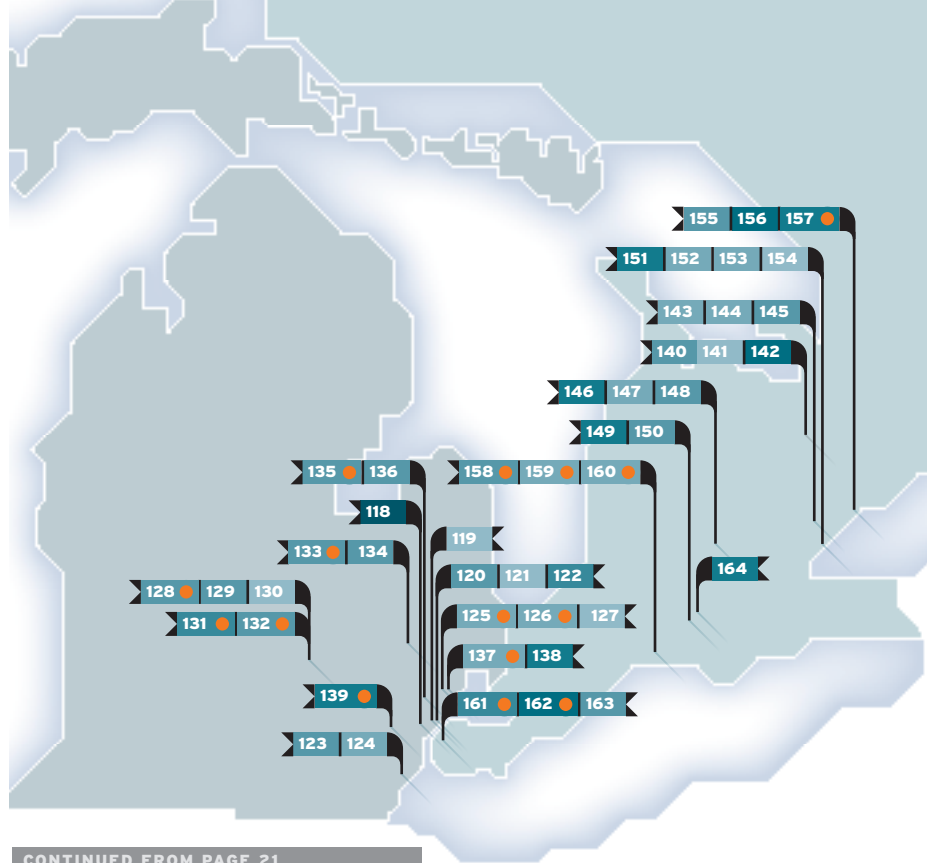
MISSISSIPPI			
CANTON			
54	NISSAN ALTIMA	60%	171,216
55	NISSAN ARMADA	45%	26,260
56	NISSAN TITAN	50%	28,022
57	NISSAN NV	N/A	N/A
MISSOURI			
KANSAS CITY			
58	FORD ESCAPE	65%	275,646
59	2010 MERCURY MARINER	70%	25,050
60	MAZDA TRIBUTE	50%	9273
61	FORD F-150	60%	126,586
WENTZVILLE			
62	CHEVROLET EXPRESS	N/A	69,328
63	GMC SAVANA	80%	21,688
OHIO			
AVON LAKE			
64	FORD E-SERIES	N/A	121,471
EAST LIBERTY			
65	HONDA ACCORD CROSSTOUR	N/A	33,200
66	HONDA ELEMENT	65%	16,800
67	HONDA CR-V	60%	196,743

ONTARIO, CANADA >> SEE PAGE 22

CONTINUED >>

†2011 ESTIMATE *ESTIMATE

UPFRONT



CONTINUED FROM PAGE 21

		2010 PRODUCTION	
2011 U.S./CANADA PART CONTENT		VEHICLE	
MICHIGAN			
DEARBORN			
118	FORD F-SERIES	60%	312,480
DETROIT			
119	FORD F-SERIES CHASSIS	N/A	7143
DETROIT			
120	DODGE DURANGO	69%	100,000†
121	DODGE VIPER	N/A	459
122	JEEP GRAND CHEROKEE	71%	125,142
FLAT ROCK			
123	FORD MUSTANG	65%	77,586
124	MAZDA 6	55%	45,168
HAMTRAMCK			
125	BUICK LUCERNE	76%	29,654
126	CADILLAC DTS	76%	21,023
127	CHEVROLET VOLT	40%	10,000†
LANSING			
128	BUICK ENCLAVE	75%	74,414
129	CADILLAC CTS/CTS WAGON	65%	60,688
130	CADILLAC STS	65%	4792
131	CHEVROLET TRAVERSE	75%	118,220
132	GMC ACADIA	75%	82,555
ORION TOWNSHIP			
133	2012 BUICK VERANO	75%	100,000†
134	2012 CHEVROLET SONIC	65%	75,000†
STERLING HEIGHTS			
135	CHRYSLER 200	75%	100,000†
136	DODGE AVENGER	65%	75,000†
WARREN			
137	DODGE DAKOTA	84%	19,043
138	DODGE RAM 1500	70%	178,406
WAYNE			
139	FORD FOCUS	84%	199,185

ONTARIO

ALLISTON			
140	ACURA MDX	65%	63,859
141	ACURA ZDX	65%	4879
142	HONDA CIVIC	70%	207,555
BRAMPTON			
143	CHRYSLER 300	73%	39,688
144	DODGE CHALLENGER	70%	40,042
145	DODGE CHARGER	70%	82,445
CAMBRIDGE			
146	TOYOTA COROLLA	35%	192,271
147	TOYOTA MATRIX	65%	33,809
148	LEXUS RX350	65%	81,618
INGERSOLL			
149	CHEVROLET EQUINOX	66%	166,088
150	GMC TERRAIN	66%	76,841
OAKVILLE			
151	FORD EDGE	N/A	150,157
152	LINCOLN MKX	65%	27,408
153	FORD FLEX	65%	41,081
154	LINCOLN MKT	70%	5961
OSHAWA			
155	CHEVROLET CAMARO	66%	94,433
156	CHEVROLET EQUINOX	66%	14,434
157	CHEVROLET IMPALA	77%	177,772
ST. THOMAS			
158	FORD CROWN VICTORIA	75%	52,148
159	MERCURY GRAND MARQUIS	75%	31,765
160	LINCOLN TOWN CAR	75%	12,088
WINDSOR			
161	CHRYSLER TOWN & COUNTRY	80%	130,845
162	DODGE GRAND CARAVAN	82%	165,594
163	VOLKSWAGEN ROUTAN	N/A	15,686
WOODSTOCK			
164	TOYOTA RAV4	60%	151,031

†2011 ESTIMATE *ESTIMATE